





PRE-K HOME LEARNING


April 27th - May 1st, 2020

CHOICE BOARD

Choose an activity to do each day. Don't worry about crossing off the activities after you have finished. You can do these activities multiple times! We will add more activities each week. Just have fun with this! Be sure to look for updates every Monday on your teacher's webpage.

Reading	Math	Science	Movement	Creativity
<p>BOOK SCAVENGER HUNT</p> <ul style="list-style-type: none">• Find an animal in a book• Find the word spring in a book• Find someone helping someone in a book• Find a picture of a sun in a book• Find a book that makes you laugh• Find a bug in a book• Find someone sleeping in a book• Find a character eating in a book• Find a pet in a book• Find a cat in a book• Find a superhero in a book• Find a bike in a book 	<p>http://dailymotion.com/video/x6144tv</p> <p>Compare different shoes.</p> <p>Shoes can be all lined up by size; shortest to longest.</p> <p>Shoes can be sorted by color.</p> <p>Shoes can be dumped in a pile to sort by owner.</p> <p>Then counted to see who has the most and least.</p>	<p>Grow Your Own Plants!</p> <p>Plants are all around you! You walk on them, eat them, and even climb them!</p> <p>And guess what? You can even grow your very own!</p> <p>https://www.youtube.com/watch?v=Lly75dEbXE8</p>	<p>https://www.youtube.com/watch?v=GG44px1LfHc</p> <p>Give your child a letter to find.</p> <p>Have them find the letter around the house, on a walk or a ride.</p>	<p>https://youtu.be/MIAiglTFgLk</p> <p>Learn how to draw a butterfly and color it beautiful!</p> 

<p>Here is a link to a spring story: SPRING IS HERE https://www.youtube.com/watch?v=2gBL7I1Bm8E&feature=youtu.be</p> <p>Here are more Read-Aloud stories about Spring:</p> <p>How Do You Know It's Spring? https://www.youtube.com/watch?v=s_fIEWVijyE</p> <p>Let's Look at Spring https://www.youtube.com/watch?v=lnLUqY-6yfk&feature=youtu.be</p> <p>When Spring Comes https://www.youtube.com/watch?v=IHGxFFxWV0Y&feature=youtu.be</p>	<p>Extra Math Activity Watch this video and practice counting 1-20 https://www.youtube.com/watch?v=DOAjq682yrA Watch this video and count to 30 https://www.youtube.com/watch?v=0Ki4Xz2M_Zk</p>	<p>Look Inside a Flower! Science Project for Kids Flowers are beautiful and they smell great, but did you know that flowers also do a very important job? https://www.youtube.com/watch?v=R9sn7HZM7uY</p> 	<p>Get some happiness flowing with YOGA! Every Little Cell https://www.youtube.com/watch?v=cGQGMk03waI</p> <p>Jogging Through the Jungle https://www.youtube.com/watch?v=4t2HRwiReWk</p>	<p>Extra Creativity Activity: Make your name with household items. Here is an example:</p> 
<p>Michelle Obama Read Alouds take place every Monday starting April 20 through May 11th at 12:00 PM on the PBS KIDS and Penguin Random House social media pages.</p>	<p>Sesame Street is a wonderful Children's program that airs daily on WQLN, Channel 54 at 11:00 AM and 1:00 PM. SS focuses on letter and number recognition,</p>	<p>Science Recycling Activity Collect recyclable materials such as toilet paper and paper towel tubes, jar lids, bottle caps, paper, magazines, newspaper, boxes</p>	<p>Playtime with Miss Trish ~ Erie Playhouse MWF afternoon at 3:00 To access this activity: Go to the Erie Playhouse Facebook Page -Storytime</p>	<p>Toilet Paper Flower Gather: Toilet paper roll, paper, scissors, paint ~Cut toilet paper rolls in half. ~Cut designs at top of the toilet paper roll.</p>

<p>PBS KIDS' Facebook page PBS KIDS YouTube channel</p>	<p>counting, and many other skills and fun for your children.</p>	<p>(cereal, crackers, delivery boxes, etc), milk cartons, individual cereal bowls and anything else that could be washed and used for a future project coming in May!</p>		<p>~Dip cut side into paint ~Stamp onto clean piece of paper. ~Add stems with markers ~Don't forget your name at the top!</p>  <p>The image shows a collection of colorful flowers made from toilet paper rolls. The flowers have purple and orange petals and yellow centers. The text 'Toilet Roll Stamp Flowers' is written in purple at the top of the image. There are also navigation icons (back, search) visible in the top left and bottom right corners of the image.</p>
---	---	---	--	--